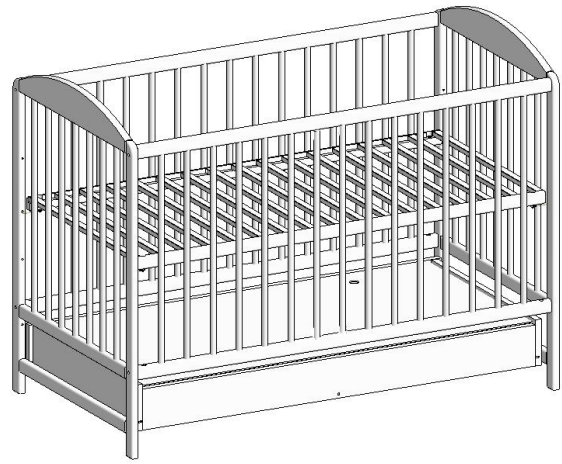




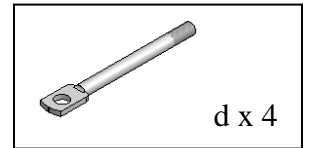

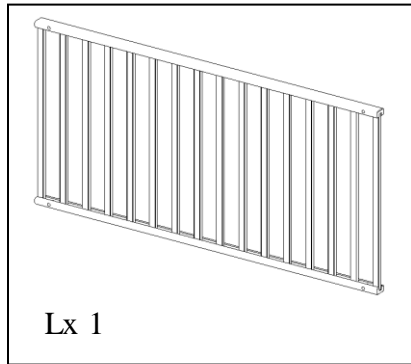
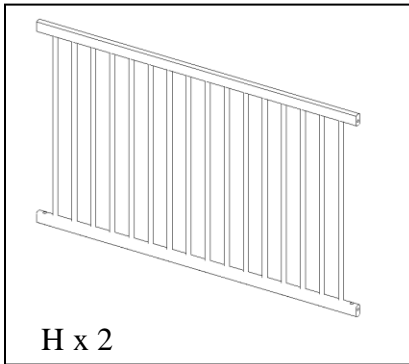
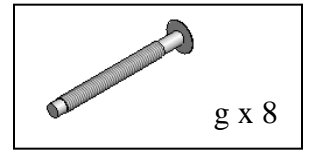
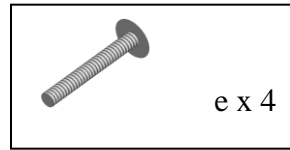
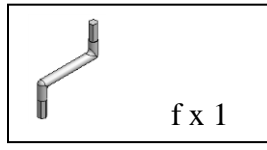
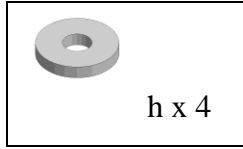
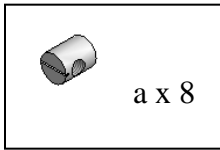
34 -100 Tomice
Ul. Dworska 14
POLAND

www.drewex.com
tel. +48 33 822 66 15
e-mail: poczta@drewex.com

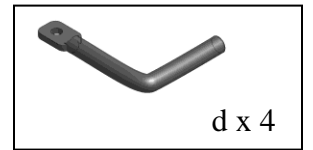


CRIB 120x60

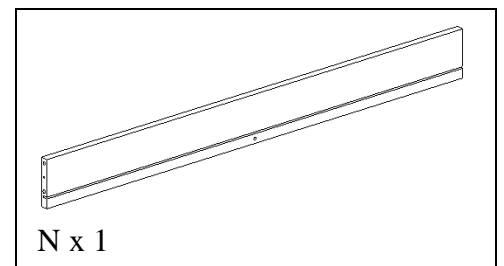
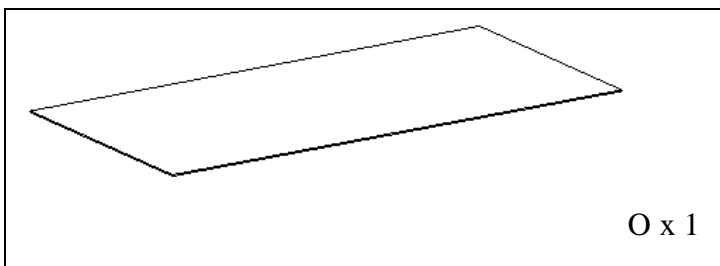
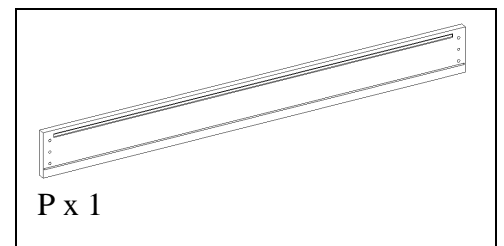
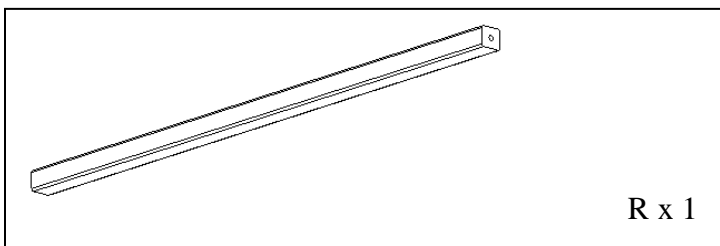
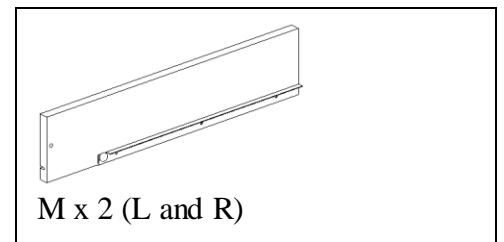
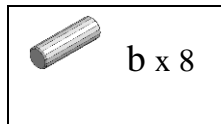
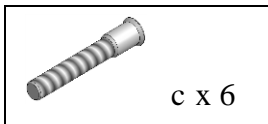
CRIB



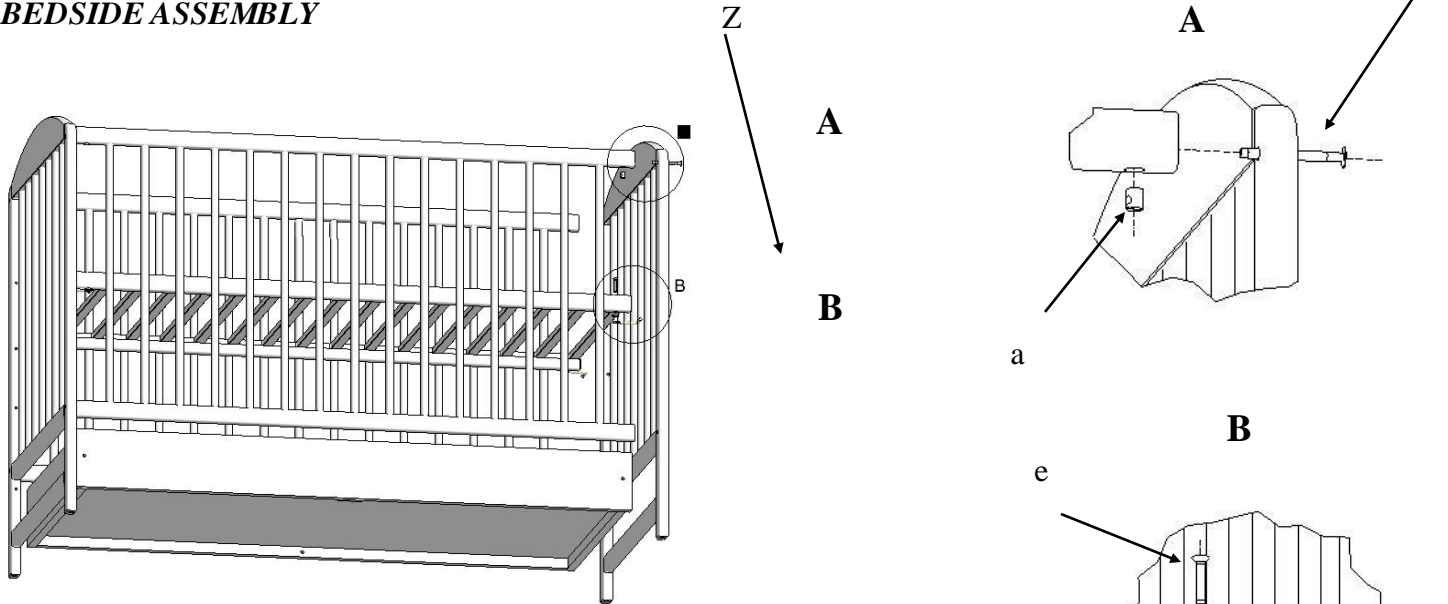
OR



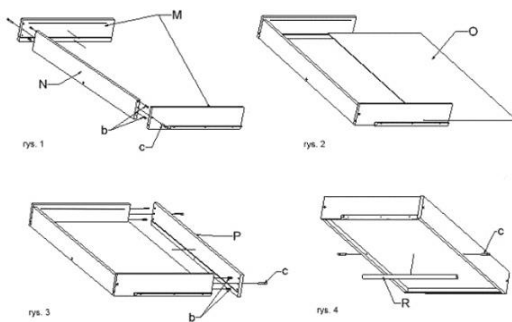
DRAWER (optional)



BEDSIDE ASSEMBLY



DRAWER ASSEMBLY



INSTRUCTIONS FOR USE

"IMPORTANT! - keep for later use - CAREFULLY READ "

"Baby bed" - it is ready for use only when it is assembled and the fastening screws are properly tightened (see installation instructions).

REMARKS AND WARNINGS!

- Adjustable bottom height - the lowest position is the safest - if the child begins to sit alone, use only this level.
- In cots with lowered sides; caution - if you leave the baby unattended in the bed, always check that the lowered side is in the highest position.
- In beds (option-drawer) with brackets supporting the drawer lid - in order to use the bottom of the bed in its lowest position, remove the brackets together with the cover.
- Do not leave anything in the crib that could allow the child to climb up and things that could cause strangulation or choking on the child.
- Do not place the cot near open flames or other strong sources such as electric or gas radiators, etc.
- Use the drawer when using the drawer (only in the unattended beds) - the drawer can't be used as a child.
- The cot should not be used if any of the parts is broken, torn off or lost, use only parts approved by the manufacturer.
- The cot should be placed on a level surface.
- Do not use more than 1 mattress in bed.
- To prevent injuries to children due to a fall, the bed should no longer be used if the child is able to climb up and leave the bed.

TIPS AND RECOMMENDATIONS!

- In the beds equipped additionally with swivel wheels - it is recommended during use to lock the brakes on at least two wheels.
- It is recommended that the height of the mattress does not exceed the safe height marked on the leg in accordance with the "Z" point.
- It is recommended that the inner height (measured from the upper plane of the mattress to the upper edge of the side of the bed) be at least 500 mm in the lowest position of the bottom and at least 200 mm in the highest position of the bed bottom.
- The bed contains small parts (fittings) - during assembly, make sure that the screws do not get into the hands of the child in order to avoid the danger of swallowing or injuring yourself.

All fittings should be well tightened to prevent the child's body or clothing from getting caught (e.g. strings, necklaces, teats from teats), which would cause

- danger of suffocation.
 - Adjust the bottom of the bed to the age of the child.
 - When using the furniture, it is recommended to check periodically whether the fixing screws have loosened.
 - The bed does not have a mattress that is its equipment - it is recommended to use a mattress with dimensions corresponding to the internal dimensions of the bed, however minimum thickness must be at least 10cm
 - Furniture assembly only by adults - according to the enclosed assembly instructions.
 - In order to maintain cleanliness, it is recommended to wipe the furniture surface with a damp cloth.
- when advertising an item, part of a product or product, we kindly ask you to pack it carefully in order to limit mechanical damage resulting from transport.

PACKAGING - WARNING!

- To avoid the danger of suffocation, remove the plastic packaging before using the product. The packaging should be destroyed or kept out of reach of children and infants.

HANDLING OF THE USED PRODUCT!

- Renewable raw material (wood) - the whole product can be recycled to recover energy or material for further processing.

Thank you for cooperation.